

Mayors' Commission on Climate Change

Meeting #5 | October 23, 2019

City of
SACRAMENTO



WELCOME

Anne Stausboll | Commission Chair

PROGRESS REPORT

Kate Meis | Local Government Commission

Working Definition of Carbon Zero

For the purpose of the Commission, “Carbon Zero” is interpreted as **carbon neutral**, meaning that the net greenhouse gas (GHG) emissions of each city equal zero.

The cities should account for GHG emissions based on **international protocols** which specify that inventories include those **emissions generated within city boundaries**.

As such, the cities should be focused on energy demand from buildings, transportation, energy supply, and waste.

CITY OUTREACH & ENGAGEMENT
& EQUITY ROUNDTABLE MEETINGS

Community Health
& Resiliency TAC

Carbon Zero Strategy Recommendations

JANUARY 2020

Finance TAC

Financing Options for Implementation

FEBRUARY 2020

Business
Roundtables

Input from Business Stakeholders

FEBRUARY 2020

Integration

Final Set of Recommendations
(including structural recommendations)

MARCH 2020

Public Review

Final Recommendations Report

MAY 2020

EQUITY ROUNDTABLE

Jackie Cole | VG Consulting

Working Definition of Equity

Equity means making the decisions to ensure the fair and proportional distribution of impacts, opportunities, resources, and costs.

Equity also demands inclusivity, the practice of including relevant stakeholders and communities, particularly marginalized communities and groups that have been historically left out, in the policymaking and governance process, in order to ensure fair and equitable outcomes.

City of West Sacramento **Climate & Resiliency Action Plan**


David Tilley
City of West Sacramento



sacramento | 2040

CITY OF SACRAMENTO GENERAL PLAN UPDATE AND CLIMATE ACTION PLAN





PHASE I OUTREACH COMPLETE

- Citywide workshops (340+)
- Community Plan Area workshops (490+)
- Youth in the Summer @ City Hall Program (90)
- Environmental Justice Working Group (EJWG)
- Interdepartmental Technical Advisory Committee (TAC)
- Stakeholder Interviews
- Pop-up outreach

COMMUNITY PLAN AREA MEETINGS

- Community Plans include specific policies that are localized and unique to Sacramento's different community areas



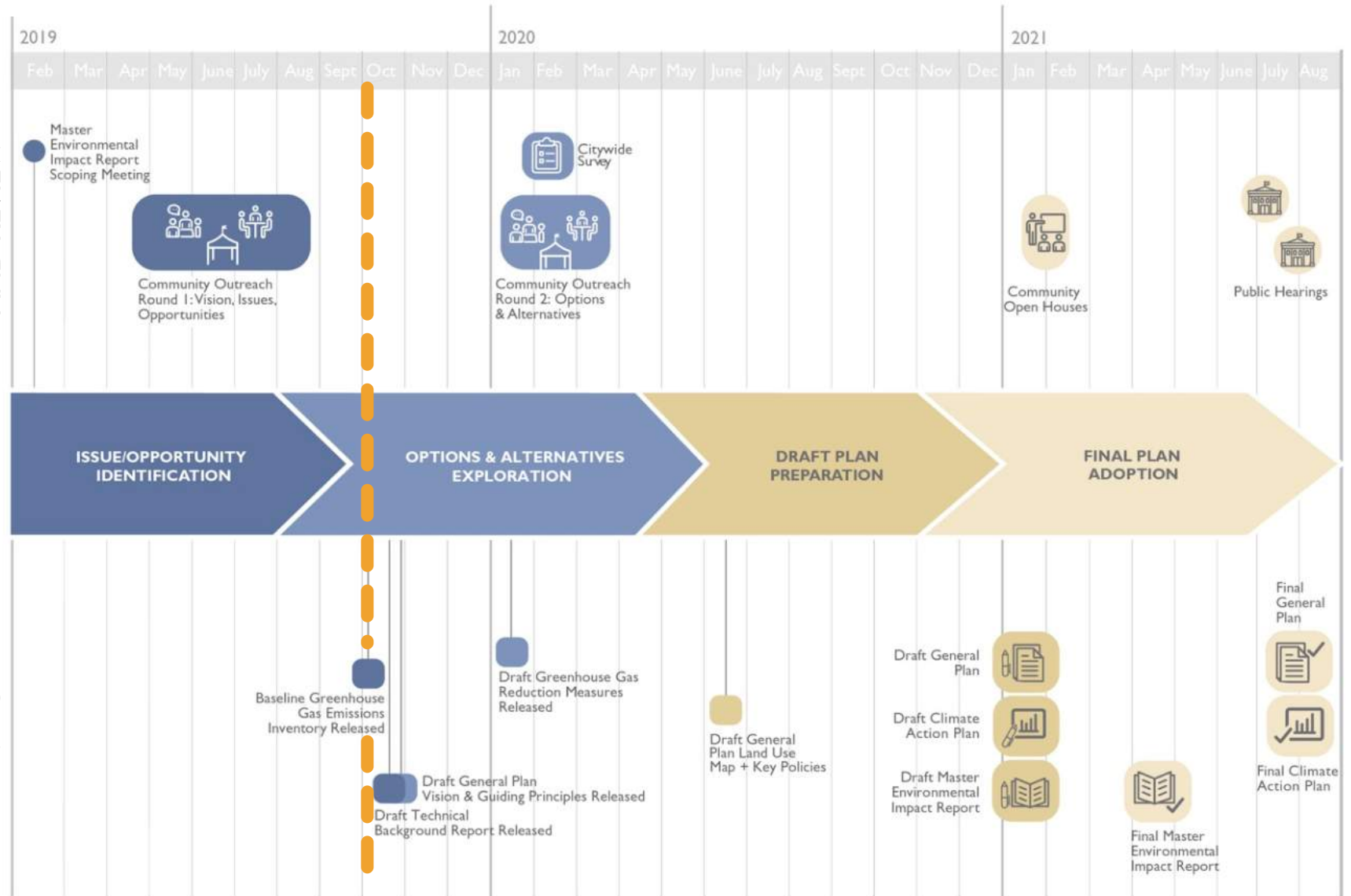


ISSUES AND OPPORTUNITIES

- Creating diverse **housing options** to meet the needs of all incomes
- Increased **bike and transit** connectivity and accessibility
- Increased **safety** and maintenance
- Protecting **entertainment**
- Supporting **local businesses**
- Maintaining **diversity**
- Responding to **climate change**
- Addressing **homelessness**
- Specific opportunities/issues:
 - Potential development of the Natomas Joint Vision Area
 - UC Davis investment in Sacramento
 - Explosion of student housing in 65th Street area

NEXT STEPS

COMMUNITY ENGAGEMENT
AND REVIEW



WE ARE HERE

A group of people are seated around a long table in a meeting room, engaged in a discussion. The room has blue walls and several windows. In the background, there are whiteboards and a large map. A large text overlay is centered on the image.

City of Sacramento ENVIRONMENTAL JUSTICE WORKING GROUP



BUILT ENVIRONMENT LAND USE STRATEGY

Land Use Subcommittee Members



Revised Land Use Strategy

The cities of Sacramento and West Sacramento will support infill growth to ensure that 90% of their growth is in established center/corridor communities and 90% small-lot and attached homes by 2040, consistent with the regional Sustainable Communities Strategy.

Project level VMT should be 15% below (or 85% of) the regional average.

EQUITY ROUNDTABLE RECOMMENDATIONS

Jackie Cole | VG Consulting



PUBLIC COMMENT LAND USE STRATEGY

1-2 minutes max per public comment

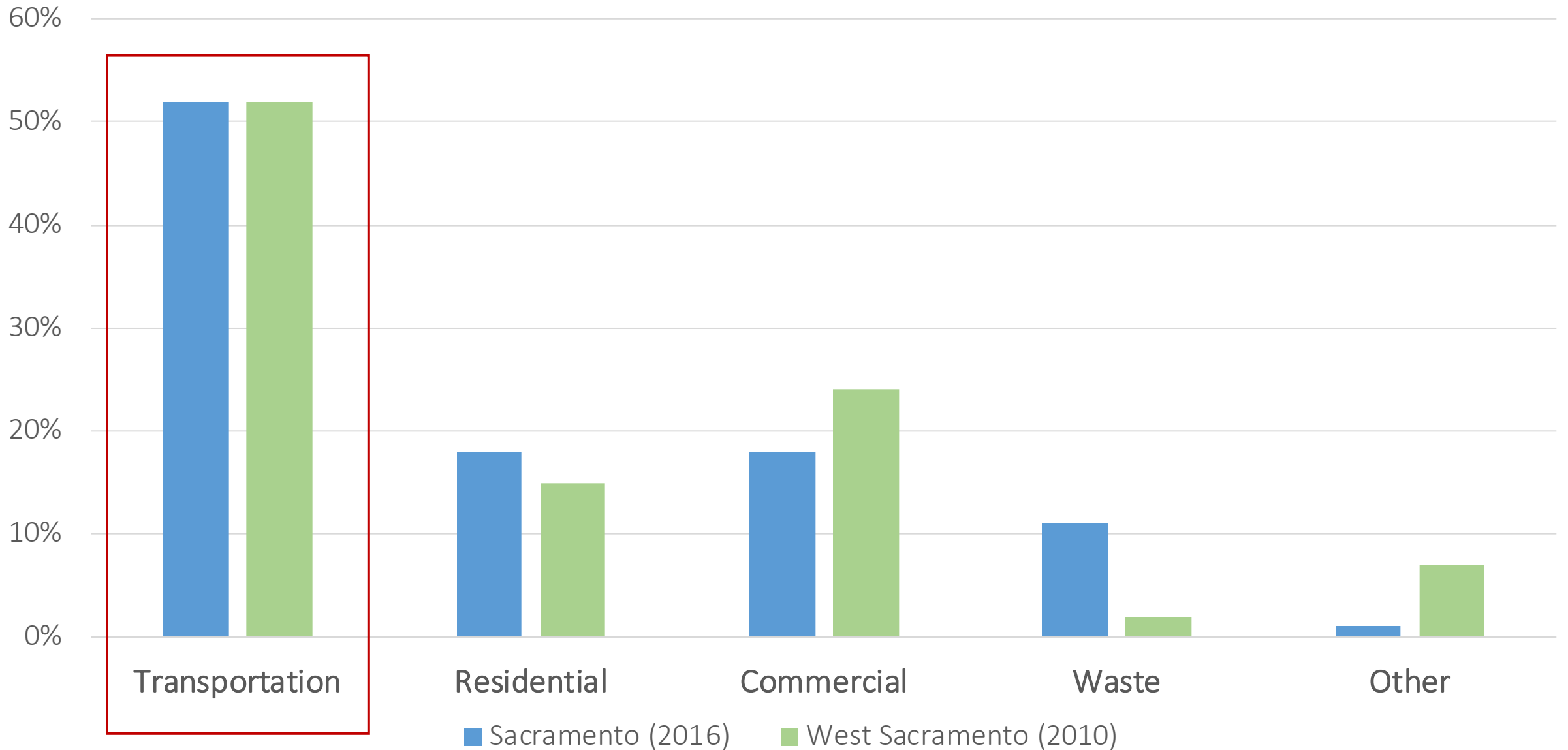


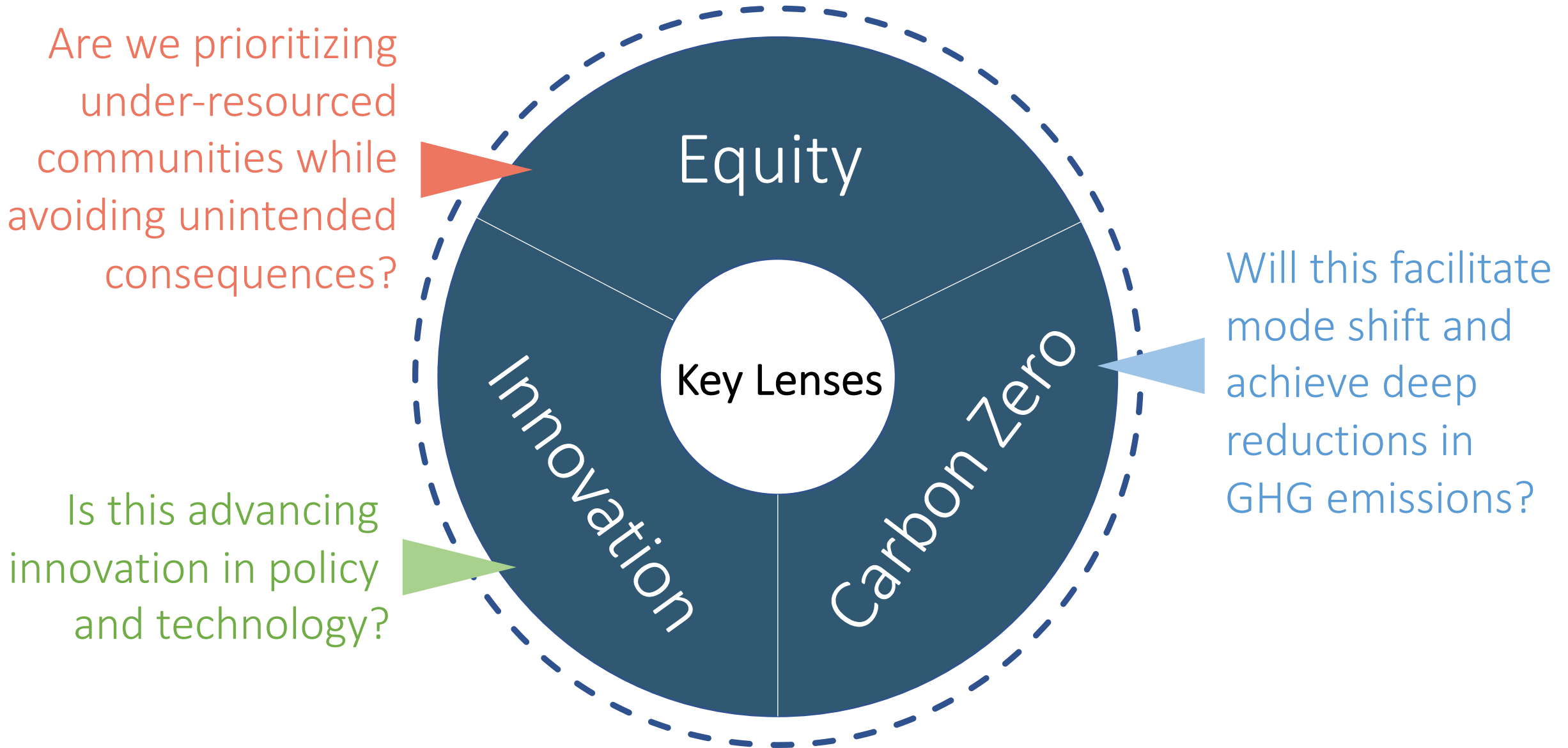
DISCUSSION LAND USE STRATEGY REVISION

CARBON ZERO RECOMMENDATIONS FOR MOBILITY



Transportation Sector Emissions





Getting to Carbon Zero

in Sacramento
& West Sac
by 2045



Active Transportation



Transit &
Shared Mobility



ZEVs



Mobility Strategy Recommendation #1

Active Transportation

Expand and enhance accessibility to low-stress connected infrastructure for walking and rolling, prioritizing improvements that address specific community and neighborhood concerns and needs, so that 30% of all trips are by active transportation by 2030 and 40% by 2045.



Indianapolis, Indiana



Indianapolis, Indiana



Washington, D.C.



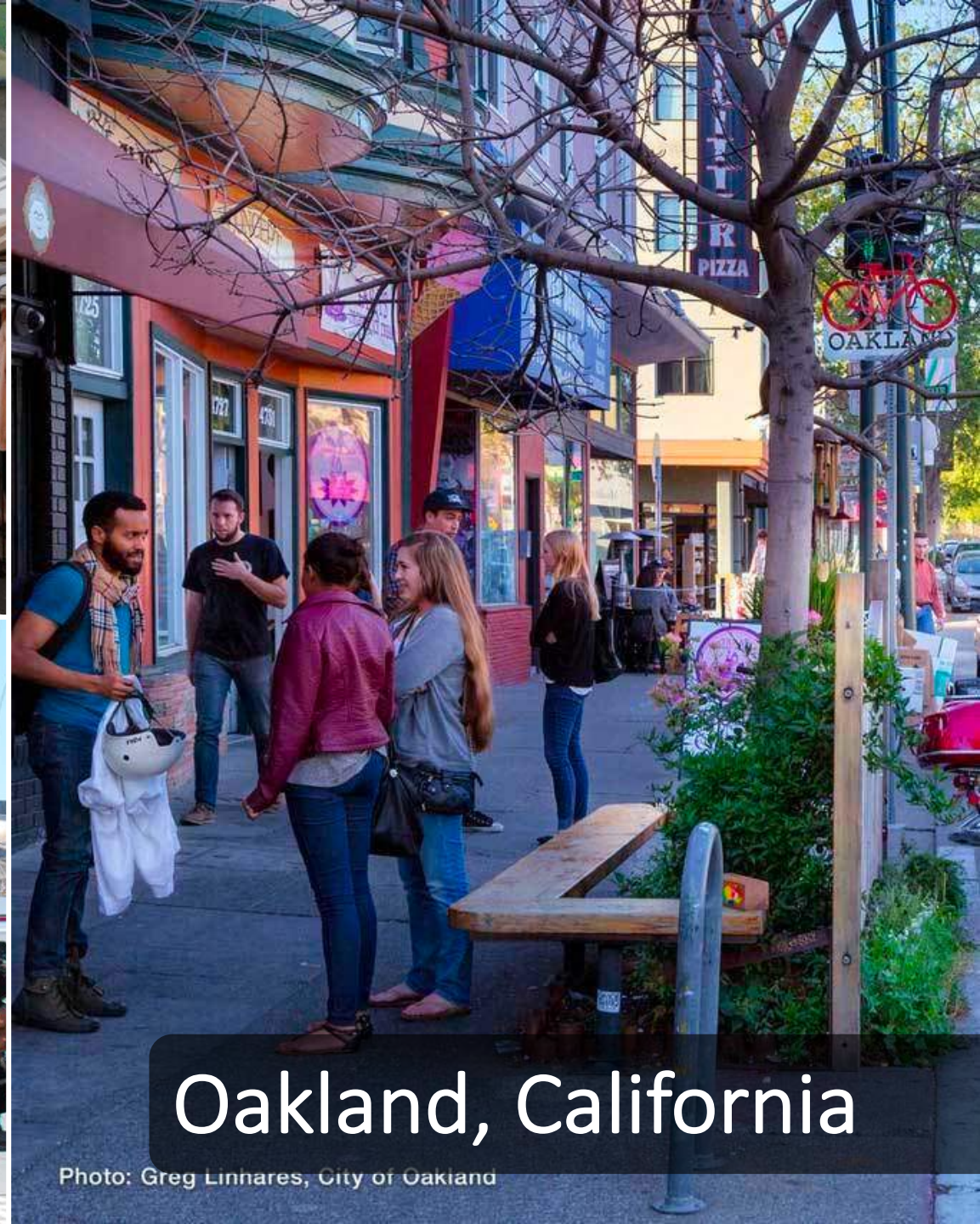
Detroit, Michigan
MoGo Adaptive Bike Share



Toledo, Ohio



Bethesda, Maryland



Oakland, California

Photo: Greg Linhares, City of Oakland



UPS Cargo Delivery Bike





Mobility Strategy Recommendation #2

Transit & Shared Mobility

Expand and improve transit and shared mobility services to be more accessible, affordable, timely, and attractive than single occupancy vehicle use so that 30% of all trips are by transit and pooled shared mobility by 2030 and 50% by 2045.



Regional
Transit



Sacramento Regional Transit



SmaRT Ride On-Demand Micro-Transit



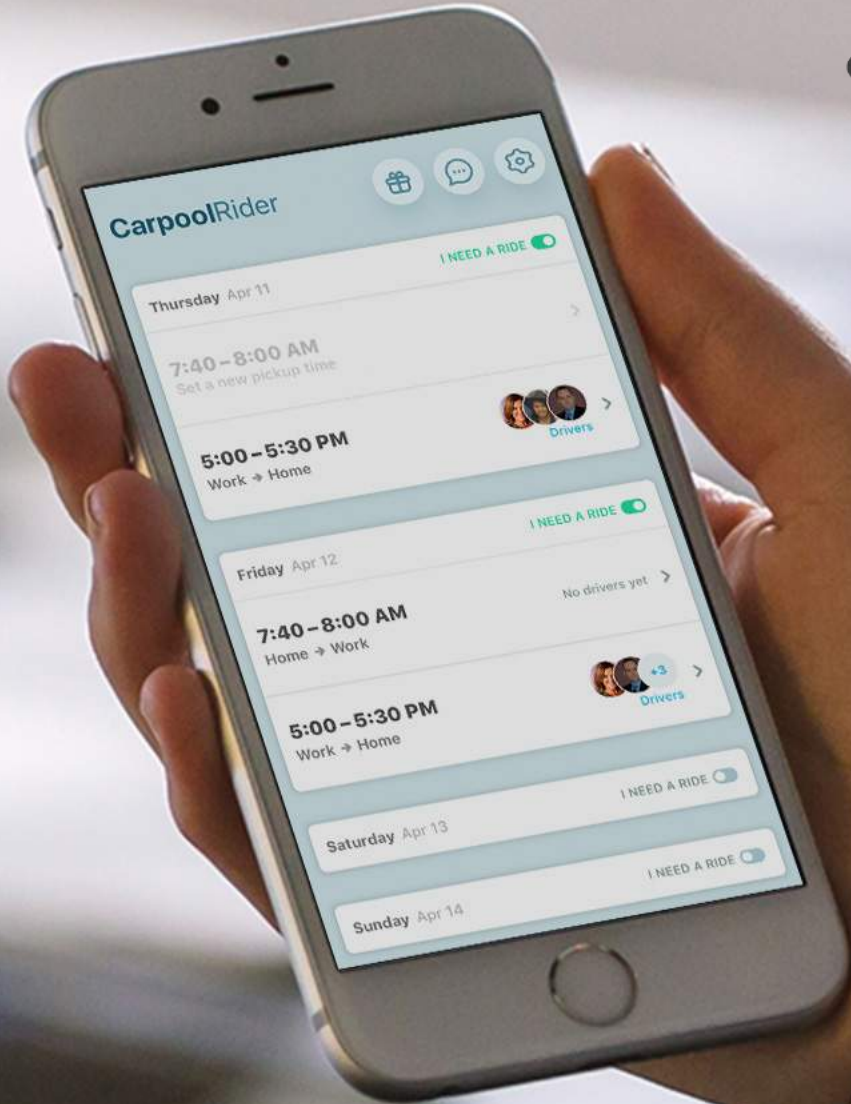
VIA On-Demand Micro-Transit



JUMP Electric Bike & Scooter Share



waze



Waze Carpool



Vanpooling & Commuter Shuttles



Lyft (Transportation Network Company)

Mobility Hub Concept





Rapid transit railway

Bike storage

Transit station / information center

ZEV carshare

Bus stop

Mobility Hub in Berlin, Germany





Mobility Strategy Recommendation #3

Zero-Emission Vehicles

Develop a comprehensive package of incentives, disincentives, and policies to encourage the adoption of zero-emission vehicles (ZEVs) so that 70% of new vehicle registrations will be for ZEVs by 2030 and to achieve 100% electrification of all public, private, and shared fleets by 2045.



ZEV Public Charging Stations



OurCommunity Electric CarShare



GIG Electric Car Share



Olli Autonomous Shuttles



UPS ZEV Delivery Truck



CALIFORNIA MOBILITY CENTER



California Mobility Center
Driving the Future of Electric Mobility



Autonomous Zero-Emission Vehicles



Carbon Zero Solutions for Mobility



Active
Transportation



Transit &
Shared Mobility



Zero-Emission
Vehicles

EQUITY ROUNDTABLE RECOMMENDATIONS

Jackie Cole | VG Consulting

Clarifying Questions?



PUBLIC COMMENT MOBILITY



1-2 minutes max per public comment

COMMISSION DISCUSSION



Active
Transportation



Transit &
Shared Mobility



Zero-Emission
Vehicles

PUBLIC COMMENT

1-2 minutes max per public comment



NEXT STEPS & CLOSING REMARKS

Anne Stausboll | Commission Chair

Thank you!

www.lgc.org/climatecommission

City of
SACRAMENTO

